

## **WHAT IS THE MYOSURE PROCEDURE?**

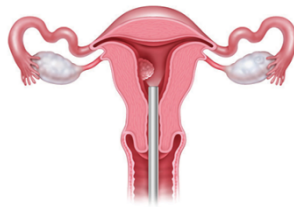
### **A Simple, Minimally Invasive Procedure:**

The MyoSure tissue removal procedure removes fibroids, polyps and other intrauterine tissue without having to remove the uterus. Your doctor inserts an instrument into your uterus through the vagina that gently cuts away at the unwanted tissue to take it out of your body.

On average, a 3 cm fibroid (about the size of a grape) can be removed in approximately 10 minutes. The MyoSure procedure is designed to allow your doctor to remove any growths in your uterus, while preserving uterine function and form. This is especially important if you want to have children in the future. The MyoSure procedure is typically an outpatient procedure; you can go home the same day!

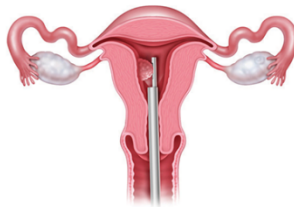
### **How the MyoSure Procedure Works**

There are three simple steps to the MyoSure procedure:



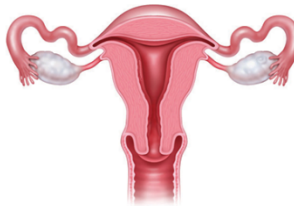
#### **STEP 1**

Your doctor opens your cervix (the opening to the uterus) slightly by passing through the body's natural openings (i.e., through the vagina) and inserts a slender camera through your cervix and into your uterus, allowing him or her to see inside.



#### **STEP 2**

Your doctor passes a slender wand through your vagina into your uterus. The side of the wand gently cuts the fibroid or polyp into tiny pieces and suctions the removed tissue through a small open window into the wand and out of your body.



#### **STEP 3**

Once the fibroid or polyp has been taken away, the wand is removed from the uterus. Nothing from the MyoSure tissue removal system is left in your body after the procedure.

**What to Expect After Procedure:** Immediately after the MyoSure tissue removal procedure, some women may experience some cramping, mild pain, nausea and/or vomiting. Most women can resume normal activities within a few days.

Source: © 2018 Hologic, Inc.